

PUPIL PREMIUM/Ever 6/Services EXPENDITURE AND IMPACT 2018-2019

Spending and cost	Support in the classroom for at least 80% of the week. £22,000	Musical tuition £300	Extra curricular activities £2500	Books provided £320	Additional specific intervention Eg ELSA Nesy Booster	Inspirational Visitors/visits Eg Residential Theatre Film makers Archery Bikeability	Progress Measure	
							Accelerated progress 10+ points Good Progress 4-9 points Average Progress -3 / +3 Unsatisfactory Progress more than - 4  Total funding - £32,100 Total Spend -	
							End of previous year data Standardised scores	End of this year data Standardised scores
Child A	✓			✓	✓	✓	Reading 105 Writing WTS Maths 94	Reading 106 Writing EXP Maths 104
Child B	✓			✓	✓	✓	Reading 110 Writing WTS Maths 99	Reading 113 Writing EXP Maths 110
Child C	✓			✓	✓	✓	Reading 99 Writing WTS Maths 97	Reading 94 Writing EXP Maths 103
Child D	✓	✓	✓	✓	✓	✓	Reading 100 Writing WTS Maths 97	Reading 99 Writing WTS Maths 103
Child E	✓	✓	✓	✓		✓	Reading 111 Writing EXP Maths 117	Reading 109 Writing EXP Maths 116
Child F	✓		✓	✓		✓	Reading 108 Writing WTS Maths 111	Reading 97 Writing EXP Maths 93
Child G	✓	✓		✓	✓	✓	Reading 83 Writing WTS Maths 70	Reading 85 Writing WTS Maths 87
Child H	✓		✓	✓	✓	✓	Reading 124 Writing EXP	Reading 122 Writing EXP

							Maths 107	Maths 109
Child I	✓			✓		✓	Reading 106 Writing WTS Maths 102	Reading 117 Writing WTS Maths 105
Child J	✓		✓	✓		✓	Reading 117 Writing EXP Maths 123	Reading 114 Writing WTS + Maths 109
Child K	✓		✓	✓		✓	Reading 122 Writing EXP Maths 123	Reading 104 Writing EXP Maths 106
Child L	✓	✓	✓	✓	✓	✓	Reading 122 Writing EXP Maths 121	Reading 111 Writing EXP Maths 111
Child M	✓			✓		✓	Reading 112 Writing EXP Maths 123	Reading 115 Writing EXP Maths 116
Child N	✓	✓	✓	✓		✓	Reading N Writing WTS Maths 96	Reading 96 Writing EXP Maths 104
Child O	✓		✓	✓		✓	Reading 116 Writing EXP Maths 118	Reading 109 Writing EXP Maths 118
Child P	✓		✓	✓	✓	✓	Reading N Writing WTS Maths 94	Reading N Writing WTS Maths 104
Child Q	✓		✓	✓	✓	✓	Reading 104 Writing WTS Maths 103	Reading 103 Writing WTS Maths 115
Child R	✓		✓	✓	✓	✓	Reading 110 Writing WTS Maths 107	Reading 107 Writing EXP Maths 106
Child S	✓	✓	✓	✓	✓	✓	Reading N Writing EXP Maths 102	Reading N Writing B Maths 100
Child T	✓		✓			✓	Reading 101 Writing WTS	Reading 117 Writing EXP

							Maths 99	Maths 121
Child U	✓	✓	✓			✓	Reading 104 Writing EXP Maths 109	Reading 108 Writing EXP Maths 111
Child V	✓			✓	✓	✓	Reading 115 Writing WTS Maths 107	Reading 110 Writing WTS Maths 106
Child W	✓		✓			✓	Reading 106 Writing EXP Maths 120	Reading 124 Writing EXP Maths 129
Child X	✓					✓	Reading 94 Writing WTS- Maths 68	Reading 102 Writing WTS Maths 98
Child Y	✓					✓	Reading 75 Writing WTS Maths 94	Reading 122 Writing EXP Maths 107
Child Z	✓		✓			✓	Reading 119 Writing EXP Maths 118	Reading 112 Writing EXP Maths 123
Child AA	✓				✓	✓	Reading 109 Writing EXP Maths 115	Reading 120 Writing EXP Maths 118
Child AB	✓					✓	Reading 104 Writing EXP Maths 123	Reading 108 Writing EXP Maths 100
Child AC	✓					✓	Reading 115 Writing EXP Maths 126	Reading 122 Writing EXP Maths 127
Child AD	✓	✓	✓			✓	Reading 113 Writing EXP Maths 109	Reading 109 Writing EXP Maths 120
Child AE	✓					✓	Reading 113 Writing WTS Maths 94	Reading 115 Writing EXP Maths 111
Child AF	✓					✓	Reading 106 Writing EXP	Reading GLD Writing GLD

							Maths 109	Maths GLD
Child AG	✓		✓		✓	✓	EYFS	Reading GLD Writing GLD Maths GLD
Child AH	✓		✓			✓	EYFS	Reading GLD Writing GLD Maths GLD
Child AI	✓		✓		✓	✓	EYFS	Reading B Writing B Maths GLD
Child AJ	✓				✓	✓	EYFS	Reading B Writing B Maths B
Child AJ	✓				✓	✓	EYFS	Reading B Writing B Maths B

# Key Stage 2: Subject Timeseries Analysis - 2012/13 to 2018/19: Deprivation Pupil Premium

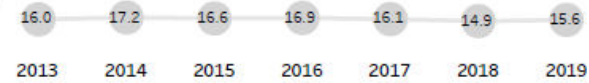
Analysis for selection: Asfordby Hill Primary School (8552004)

Source: 2019 School and LA data provisional as at 10/09/2019. 2019 National data from DFE SFR 03/09/2019. All other years from Final DFE Performance Tables.



■ School  
■ National  
 School / LA / Organisation  
 C - Asfordby Hill Primary School  
 Pupil Group Member  
 Deprivation Pupil Premium: FSM eligi..  
 Select Measure  
 Key Stage 2 Headlines  
 SEN Unit Filter (Not National data)  
 All Pupils

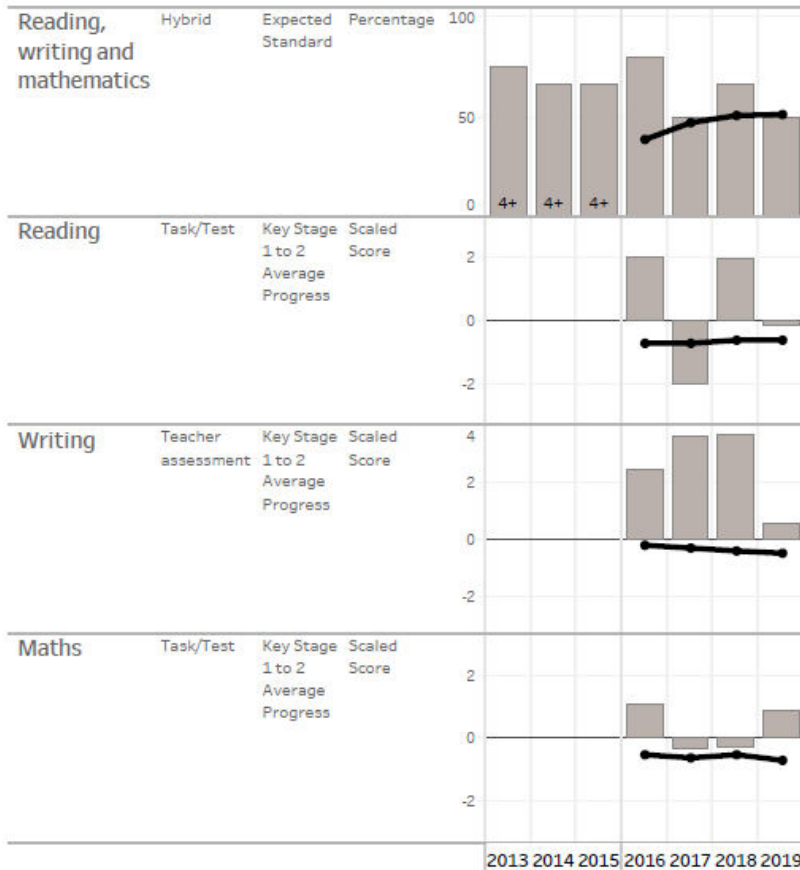
KS1 Prior Attainment



Diff to National Highlighting - Below to Above



## How has performance changed over time?



## Here is the data ...

	2013	2014	2015	2016	2017	2018	2019
<b>Reading, writing and mathematics</b>							
Selection Pupil Count	4	3	6	5	4	9	4
Selection	75.0%	66.7%	66.7%	80.0%	50.0%	66.7%	50.0%
National				38.8%	47.3%	50.9%	51.4%
Diff to National				41.2%	2.7%	15.8%	-1.4%
YoY Diff Selection		▼ -8.3%	► 0.0%		▼ -30.0%	▲ 16.7%	▼ 16.7%
YoY Diff National					▲ 8.5%	▲ 3.6%	▲ 0.5%
<b>Reading</b>							
Selection Pupil Count				5	4	9	4
Selection				2.0	-2.0	1.9	-0.2
National				-0.7	-0.7	-0.6	-0.6
Diff to National				2.7	-1.3	2.5	0.4
YoY Diff Selection					▼ -3.9	▲ 3.9	▼ -2.1
YoY Diff National					► 0.0	▲ 0.1	► 0.0
<b>Writing</b>							
Selection Pupil Count				5	4	9	4
Selection				2.5	3.6	3.7	0.6
National				-0.2	-0.3	-0.4	-0.5
Diff to National				2.7	3.9	4.1	1.0
YoY Diff Selection					▲ 1.1	▲ 0.1	▼ -3.1
YoY Diff National					▼ -0.1	▼ -0.1	▼ -0.1
<b>Maths</b>							
Selection Pupil Count				5	4	9	4
Selection				1.1	-0.3	-0.3	0.9
National				-0.5	-0.6	-0.5	-0.7
Diff to National				1.6	0.3	0.2	1.6
YoY Diff Selection					▼ -1.4	▲ 0.0	▲ 1.2
YoY Diff National					▼ -0.1	▲ 0.1	▼ -0.2

# Key Stage 1 Pupil Characteristics History: 2018/19

Analysis for Selection: Asfordby Hill Primary School (8552004)

SEN Unit: All Pupils, Characteristic = Disadvantaged Pupil Premium

Sources: School and LA data from Final Teacher Assessment Collections

National 2019 Provisional DfE SfR Phonics screening check and key stage 1 assessments: England 2019 as at 26/09/2019. and pre 2019 National data from Final DfE statistical first releases.

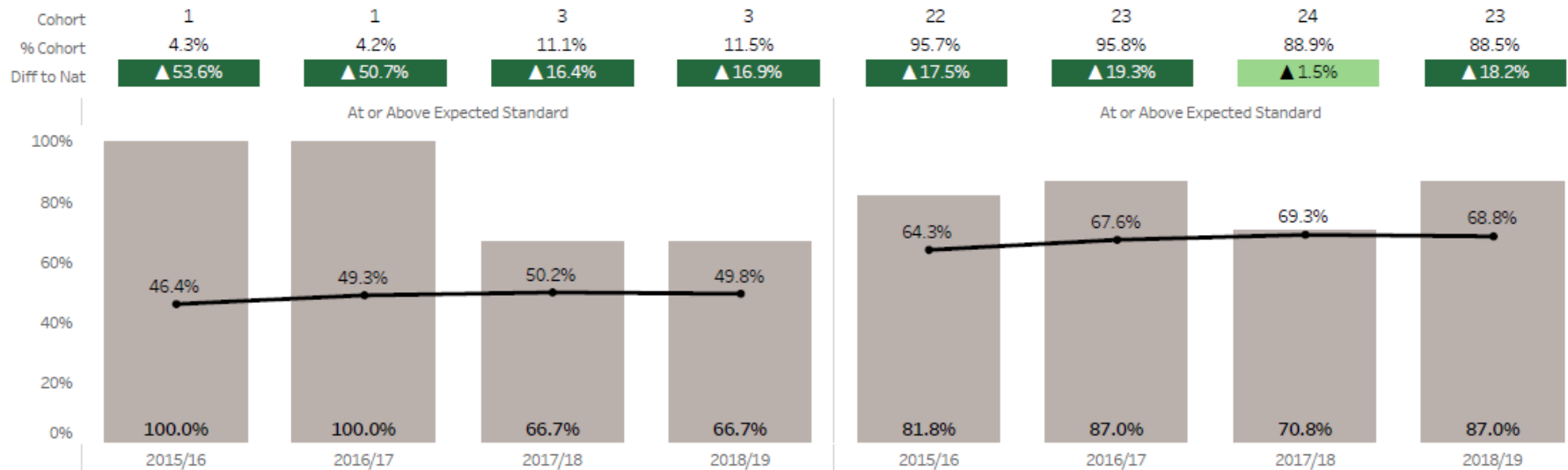


Selection	SEN Unit (Not National)	Pupil Group	Reporting Subject	Threshold	Level	Comparator	Diff to National	YoY Difference
C - Asfordby Hill Primary Sch..	All Pupils	Disadvantaged Pupil Pr..	Reading, writing a..	2+, 2B+, At or Above Expected Standard	School	National		

Reading, writing and mathematics 2+, 2B+, At or Above Expected Standard 2018/19 - Above or Below Last Year: ● Above ● Below ● Same



## Reading, writing and mathematics 2+, 2B+, At or Above Expected Standard Gaps to National



## Selection Year on Year Difference

