



IT SERVICES HELP GUIDE

Limehurst Academy

Safeguarding on Xbox One

20.07.2019

VERSION 1.0

Created By
ITSERVICES

STEP 1: CREATE A USER PROFILE

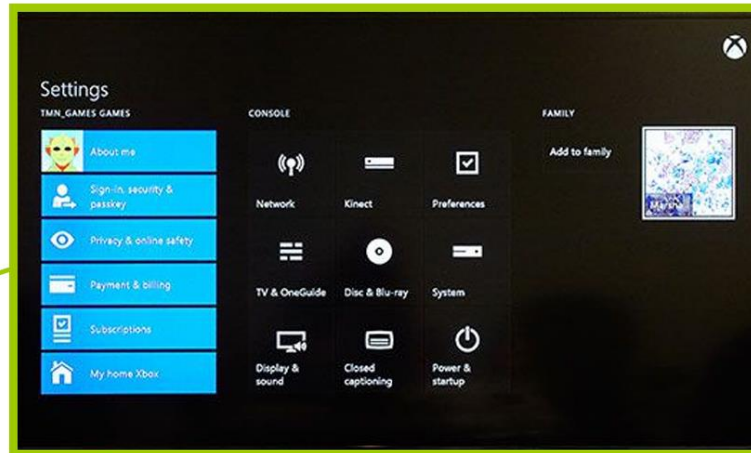


Add user to family. Once you're ready, venture to the home screen on your Xbox One, and make sure you're signed in as yourself (not your child).

From here, click on Manage games and apps.

Select Settings.

Scroll over to Family, and select Add to Family.
Click on your child's account (or Add New if he or she isn't already registered on your device).



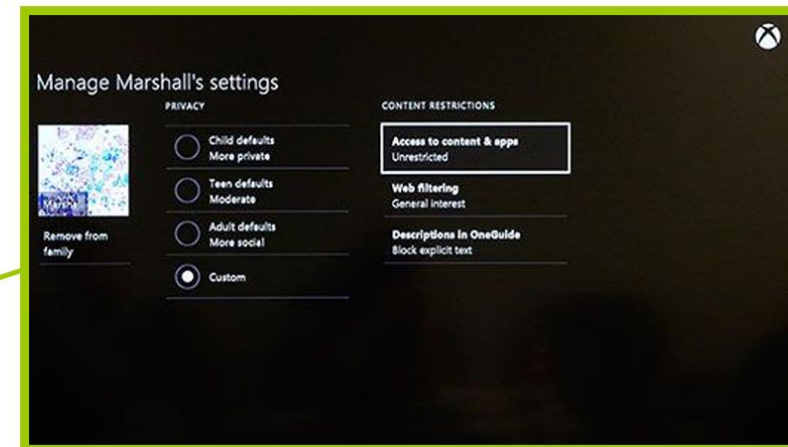
STEP 2: ADD USER TO THE FAMILY



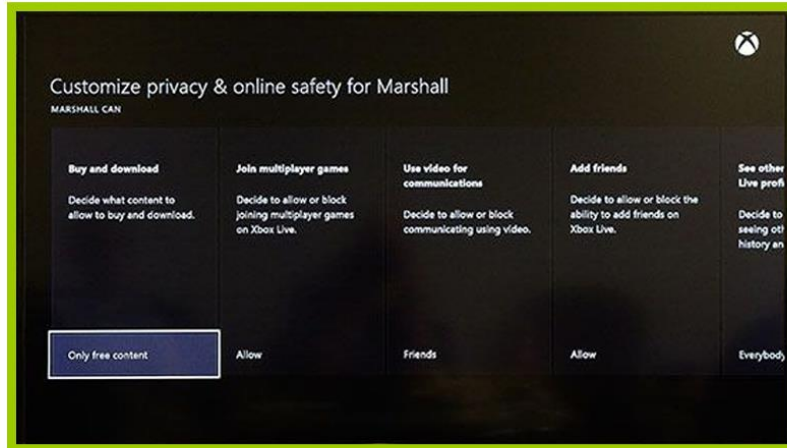
On the next screen, click Next to continue, or Privacy Statement if you want more information about Microsoft's privacy policies.

There are three types of content restrictions: Access to content and apps, Web filtering and descriptions in OneGuide.

Under Access to content and apps, you can choose Child Defaults, Teen Defaults, Adult Defaults or Custom.



STEP 3: SET PARENTAL CONTROLS

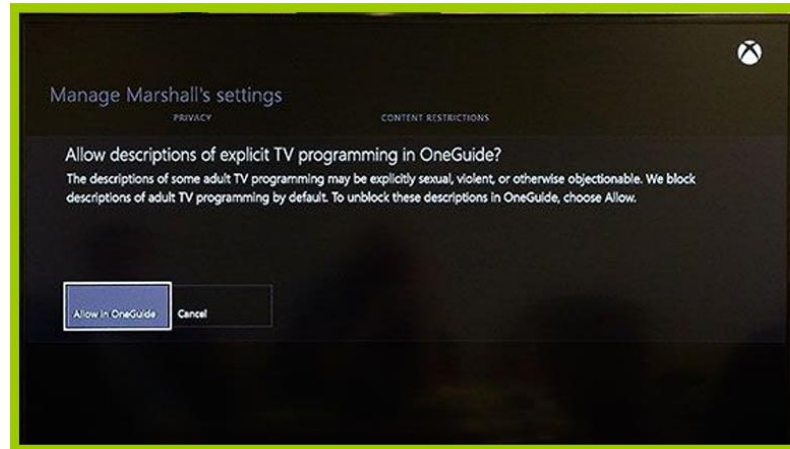


Clicking Custom will offer a wealth of options, and you'll have to scroll to the right to see them all. You'll be able to control whether your kids can purchase content, use Skype, access social networks or share their information with friends or random players online. These are very straight forward to set up.

Web filtering is much simpler: You can select one of six filtering systems, which range from Designed for Children, which only allows kid-friendly sites, to Warned on Adult, which displays warnings on adult content but does not block it.



STEP 4: SET PARENTAL CONTROLS



OneGuide descriptions are a simple yes-or-no protocol:
If you have your Xbox One plugged into a cable box, your kids can either use the Xbox One to read program descriptions, or they can't. Program descriptions can sometimes include sexual or violent content, so choose wisely.

With these tools at your disposal, you can ensure that each member of your household has an Xbox One experience suited to his or her needs. Even better, unlike PS4 sub-accounts, which stay linked to a parent's account in perpetuity, Xbox One accounts can be delinked once a child is ready to own the account on his own.